

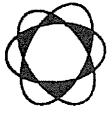


ภาคผนวก จ

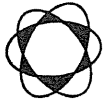
เอกสารสอบเทียบเครื่องมือที่ใช้ในการตรวจวิเคราะห์
(Calibration)

ตารางการสอบเทียบเครื่องมือที่ใช้ในการตรวจวัดและวิเคราะห์

Item	Description	Parameter	List of Equipment	Equipment No.	Calibration Date	Next Calibration
1.	Ambient Air	Bisphenol F (BPF)	Personal Air Sampler	S/N 20140505073	09/01/2023	February 2023
			Personal Air Sampler	S/N 20140605016	27/02/2023	March 2023
			Personal Air Sampler	S/N 20151002115	07/03/2023	April 2023
			Personal Air Sampler	S/N 20140505073	05/04/2023	May 2023
			Personal Air Sampler	S/N 20151102080	09/05/2023	June 2023
			Personal Air Sampler	S/N 14903	14/06/2023	July 2023
2.	Wastewater	Epichlorohydrin (ECH)	Gas Chromatograph/GC7890B	S/N CN16343040	26/09/2022	September 2023
			Gas Chromatograph/GC 7890	S/N CN10723012	28/06/2022	June 2023
			Mass Spectrometry/MS 5975	US 71236314	28/06/2022	June 2023
			Gas Chromatograph/GC 7890	S/N CN10723012	28/06/2022	June 2023
		Formaldehyde	Mass Spectrometry/MS 5975	US 71236314	28/06/2022	June 2023
			pH Meter/Horiba	S/N B06D0012	11/07/2022	July 2023
		Oil & Grease	BOD Incubator	ID/N TET.LAB.BOD 05	11/04/2023	April 2024
			Electronic Balance/METTLER TOLEDO	S/N 1116392227	11/04/2023	April 2024
		Phenol	Spectrophotometer/Blue Star A	S/N 1606UV1507	10/04/2023	April 2024
		Formaldehyde	Spectrophotometer/Blue Star A	S/N 1606UV1507	10/04/2023	April 2024
3.	Sound Level	Leq 24 hr	Sound Level Calibrator/TENMARS TM-100	S/N 181203570	16/01/2023	January 2024
			Integrated Sound Level/ACO TYPE 6236	S/N 222308	24/02/2023	31/03/2023
4.	Occupational Safety and Health	Noise Dose	Sound Level Calibrator/TENMARS TM-100	S/N 181203570	16/01/2023	January 2024
			Noise Dosimeter/TENMARS SOUNDTEK รุ่น ST-130	S/N 220100050	25/02/2023	February 2024
		Leq 8 hr	Sound Level Calibrator/TENMARS TM-100	S/N 181203570	16/01/2023	January 2024
			Integrated Sound Level/ACO TYPE 6236	S/N 222040	24/02/2023	31/03/2023



Thai Environmental Technic Limited
บริษัท เทคโนโลยีสิ่งแวดล้อมไทย จำกัด



Thai Environmental Technic Limited
บริษัท เทคนิคสิ่งแวดล้อมไทย จำกัด

Personal Pump Calibration Report

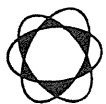
Equipment Type : Personal Pump/Parameter
Equipment Range : 0.1-7.0 l/min
Calibration Range : 0.1-4.0 l/min
Calibration Type : Drycal
Calibration S/N : 4491

Item	Personal Pump S/N	Hi Flow/ Low Flow	ครั้งที่ 1	ครั้งที่ 2	ครั้งที่ 3	Average	Uncertainty
1.	20140505073	2.0	1.9980	1.9970	1.9980	1.9980	±0.0006

Calibration Date 09 / 01 / 66

Calibration By อรรถพร

Remark : Uncertainty Type A = $\sigma = \frac{SD}{\sqrt{n}}$
: SD = Standard deviation
: \bar{X} = Mean



Thai Environmental Technic Limited
บริษัท เทคนิคสิ่งแวดล้อมไทย จำกัด

Personal Pump Calibration Report

Equipment Type : Personal Pump/Parameter

Equipment Range : 0.1-7.0 L/min

Calibration Range : 0.1-4.0 L/min

Calibration Type : Drycal

Calibration S/N : 4491

Item	Personal Pump S/N	Hi Flow/ Low Flow	ครั้งที่ 1	ครั้งที่ 2	ครั้งที่ 3	Average	Uncertainty
1.	20140605016	2.0	1.9960	1.9960	1.9950	1.9960	±0.0006

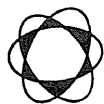
Calibration Date 27 / 02 / 66

Calibration By ธีรภัทร

Remark : Uncertainty Type A = σ = $\frac{SD}{\sqrt{n}}$

: SD = Standard deviation

: \bar{X} = Mean



Thai Environmental Technic Limited
บริษัท เทคนิคสิ่งแวดล้อมไทย จำกัด

Personal Pump Calibration Report

Equipment Type : Personal Pump/Parameter
Equipment Range : 0.1-7.0 l/min
Calibration Range : 0.1-4.0 l/min
Calibration Type : Drycal
Calibration S/N : 4491

Item	Personal Pump S/N	Hi Flow/ Low Flow	ครั้งที่ 1	ครั้งที่ 2	ครั้งที่ 3	Average	Uncertainty
1.	20151002115	2.0	1.9970	1.9980	1.9990	1.9980	±0.0010

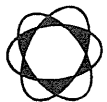
Calibration Date 07 / 03 / 66

Calibration By ธีรภัทร

Remark : Uncertainty Type A = $\sigma = \frac{SD}{\sqrt{n}}$

: SD = Standard deviation

: \bar{X} = Mean



Thai Environmental Technic Limited
บริษัท เทคนิคสิ่งแวดล้อมไทย จำกัด

Personal Pump Calibration Report

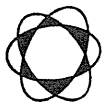
Equipment Type : Personal Pump/Parameter
Equipment Range : 0.1-7.0 l/min
Calibration Range : 0.1-4.0 l/min
Calibration Type : Drycal
Calibration S/N : 4491

Item	Personal Pump S/N	Hi Flow/ Low Flow	ครั้งที่ 1	ครั้งที่ 2	ครั้งที่ 3	Average	Uncertainty
1.	20140505073	2.0	1.9980	1.9970	1.9980	1.9980	±0.0006

Calibration Date 05 / 04 / 66

Calibration By อดิสรณ์

Remark : Uncertainty Type A = $\sigma = \frac{SD}{\sqrt{n}}$
: SD = Standard deviation
: \bar{X} = Mean



Thai Environmental Technic Limited
บริษัท เทคนิคสิ่งแวดล้อมไทย จำกัด

Personal Pump Calibration Report

Equipment Type : Personal Pump/Parameter

Equipment Range : 0.1-7.0 l/min

Calibration Range : 0.1-4.0 l/min

Calibration Type : Drycal

Calibration S/N : 7182

Item	Personal Pump S/N	Hi Flow/ Low Flow	ครั้งที่ 1	ครั้งที่ 2	ครั้งที่ 3	Average	Uncertainty
1.	20151102080	2.0	1.9970	1.9980	1.9990	1.9980	±0.0010

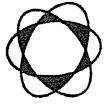
Calibration Date 09 / 05 / 66

Calibration By อธิวัฒน์

Remark : Uncertainty Type A = $\sigma = \frac{SD}{\sqrt{n}}$

: SD = Standard deviation

: \bar{X} = Mean



Thai Environmental Technic Limited
บริษัท เทคนิคสิ่งแวดล้อมไทย จำกัด

Personal Pump Calibration Report

Equipment Type : Personal Pump/Parameter
Equipment Range : 0.1-7.0 l/min
Calibration Range : 0.1-4.0 l/min
Calibration Type : Drycal
Calibration S/N : 4491

Item	Personal Pump S/N	Hi Flow/ Low Flow	ครั้งที่ 1	ครั้งที่ 2	ครั้งที่ 3	Average	Uncertainty
1.	14903	2.0	1.9960	1.9960	1.9960	1.9960	±0.0000

Calibration Date 14 / 06 / 66

Calibration By ธีรภัทร

Remark : Uncertainty Type A = $\sigma = \frac{SD}{\sqrt{n}}$
: SD = Standard deviation
: \bar{X} = Mean

Agilent CrossLab Start Up Services Agilent 7890 Gas Chromatograph Preventive Maintenance Checklist

Agilent Preventive Maintenance provides factory recommended service for your analytical instruments to assure reliable operation and the accuracy of your results.

Delivered by highly trained and certified service engineers using genuine Agilent parts and supplies, Agilent Preventive Maintenance provides everything you need to reduce unplanned downtime and keep your systems operating at their peak. This checklist will be completed at the end of the service and provided to you as a record of the preventive maintenance activities.

Introduction

Customer Information

- Customers should provide all necessary operating supplies upon request of the engineer.
- A customer representative should be available to the engineer while performing the preventive maintenance procedures.
- Any parts, not included in the Parts Lists section of this document, are not part of the recommended Preventive Maintenance service, nor are they included in the price of this service.
- If a system requires the use of extra or special procedures and/or parts for the maintenance service, then these must be ordered separately and charged as a repair, which may incur additional costs.

Important Customer Web Links

- For more information about **Agilent Technologies services**, please visit our website using the following URL: <http://www.agilent.com/en-us/products/crosslab-instrument-services/service-repair>
- The **Agilent Community** is an excellent place to get answers, collaborate with others about applications and Agilent products, and find in-depth documents and videos relevant to Agilent technologies. Visit <https://community.agilent.com/welcome>.
- To access **Agilent University**, visit <http://www.agilent.com/crosslab/university/> to learn about training options, which include online, classroom and onsite delivery. A training specialist can work directly with you to help determine your best options.
- A useful **Agilent Resource Center** web page is available, which includes short videos on maintenance, quick lists of consumables for new instruments, and other valuable information. Check out the Resource Page here: <https://www.agilent.com/en-us/agilentresources>.
- Need technical support, FAQs, supplies? – visit our **Support Home page** <http://www.agilent.com/search/support>.
- **Videos** about specific preparation requirements for your instrument can be found by searching the **Agilent YouTube** channel at <https://www.youtube.com/user/agilent>.
- **7890B Manuals** are also available on Agilent.com:
 - **Safety**
https://www.agilent.com/cs/library/usermanuals/public/7890B_Safety.pdf
 - **Installation and First Startup**
https://www.agilent.com/cs/library/usermanuals/Public/7890B_Installation.pdf
 - **Operation Manual**
https://www.agilent.com/cs/library/usermanuals/Public/7890B_Operation.pdf
 - **Maintaining Your GC**
https://www.agilent.com/cs/library/usermanuals/public/G3430-90052%207890B_Maintaining%20Guide.pdf

Service Engineer's Responsibilities

- Contact the customer and ensure that all necessary supplies are available before the preventive maintenance visit.
- Only select those pages that relate to the system or module being serviced.
- Complete empty fields with the relevant information.
- Complete the relevant checkboxes in the checklist using either a "X" or tick mark "✓".
- Check "Section not applicable" check boxes to indicate services/tasks not delivered, as appropriate.
- Complete the Preventive Maintenance service in the order of the tasks listed.
- Complete the Service Review section together with the customer.
- Complete the fields for page numbers at the foot of each selected page
- Complete the total number of pages field in the Service Completion section
- ***Ask the customer to sign the Service Completion section including the customer's and your signature.***

Additional Instruction Notes

- Check for any active service notes for this unit. If there are any applicable "Safety" or "Modification Recommended" Service notes, plan to implement the changes on this unit before doing any qualification service.
- Do not implement firmware updates, unless you get approval from the customer and are sure that they are compatible with the instrument control software.

System Information

- ☒ Check this box if an instrument configuration report is attached instead of completing the table below.

Instrument System Name and ID	GC7890 B	CN16343040
Instrument System Site and Location	TET	Laboratory

List System Component Product Numbers	List the Serial Numbers of each Component
1. G3440B	CN16343040
2. G4513A	CN16350082
3. G4514A	CN16400014
4.	
5.	
6.	
7.	
8.	
9.	
10.	

Preparation

- ☒ Discuss any specific issues with the customer before starting.
- ☒ Review the instrument logbook for recorded problems and comments.
- ☒ Save instrument control settings before starting the procedure.
- ☒ Perform a general inspection of the system for cleanliness.
- ☒ Check for proper installation of parts, assemblies, sensors etc.
- ☒ Check system for required installation of components, settings as defined by current Service Notes.
- ☒ Check for required firmware updates and verify with customers if they would like them installed.
- ☒ Before starting the following procedures, record the Detector Signal Output(s) in the results table. If the GC is turned OFF or in a service mode, comparing the detector outputs before and after the service is not possible.

Revision: 2.01, Issued: September 15, 2021

Agilent Document Number: D0013618

DE number: 44166.759722222

© Agilent Technologies, Inc. 2021

Preventive Maintenance Procedure

Clean and inspect GC

- ☒ Unplug power cord from the power source.
- ☒ Open GC covers and vacuum/remove any dust/debris. Pay particular attention to cooling fans.
- ☒ Inspect internal connectors for proper contact and placement.
- ☒ Reconnect Power to the GC. Power the GC on and verify the power on self-test passed.
- ☒ Verify oven motor spins freely and turns on with the oven door closed; off when the door is opened.
- ☒ Verify operation of all other fans - the inlet and EPC cooling fans.
- ☒ Verify oven intake/outlet flap assembly is operating smoothly while heating and cooling the oven

Inlet and detector consumable replacement

- ☒ For the inlets installed, perform inlet maintenance as defined in the 7890 manual – “Maintaining Your GC” - for the inlet(s) installed.
- ☒ Replace the split vent trap cartridge filter on units with these inlets: Split/Splitless Capillary (SSL), Multi-Mode Inlet (MMI), Programmed Temperature Vaporizer (PTV), Volatiles Interface (VI).
- ☒ If the inlet system is used in Split Mode with viscous samples, inspect and clean the split vent tube on the inlet and flush or replace the tubing between the inlet and the split vent trap.
- ☒ If the GC includes a Flame Ionization Detector (FID), replace the jet. If the ignitor shows any buildup of sample or corrosion, replace the ignitor. Examine the FID collector and castle assemblies for contamination – clean as necessary.

Zero Sensors and Leak test

- ☒ Zero all pressure sensors per the procedure in the 7890 “Advanced User Guide”.
- ☒ Perform inlet pressure decay test(s) as defined in the 7890 “Troubleshooting Manual”.
If the PM is done in preparation for an Operational Qualification, then the pressure decay test defined within that protocol can be used for the PM.
- ☒ Record if test passed or failed in the results table.

ALS Maintenance

- ☐ Section NOT applicable
- ☒ Check all cabling and configuration settings between GC, tray, and injectors.
- ☒ Vacuum or remove any dust, especially around fans.
- ☒ Check operation of all fans.
- ☒ Check syringe for smooth plunger operation.
- ☒ Check for smooth operation of the needle support – clean if necessary

Restore Instrument

- ☒ Restore the normal operating conditions or customer method using the Data System.
- ☒ Purge the system with carrier flow for 15 minutes
- ☒ Bake out the system, then restore the normal operating conditions
- ☒ After equilibration, check and record the post PM detector signal output values.
Results should be similar or lower than the detector outputs recorded prior to PM.
- ☒ Perform a chemical checkout. If this is a routine PM, inject the customer's sample using the ALS if applicable. This will act as a final checkout of both the ALS and the GC.

Note: If the PM Service is performed prior to a qualification service, then use the qualification procedure as a guide for final instrument set up and checkout.

Signature Page

Service Review

- ☐ Attach available reports/printouts of all tests to this documentation.
- ☒ Record the Preventive Maintenance service activity in the customer's records/logbook.
- ☒ Update/reset instrument maintenance counters as appropriate.
- ☒ Affix the PM sticker to the system or instrument logbook based on the customer's request.
- ☒ Complete the Service Engineer Comments section if there are additional comments.
- ☒ Review with the customer this service, parts replaced, and test results obtained.
- ☒ If the instrument firmware was updated, record the details of the change in the Service Engineer's Comments box or if necessary, in the customer's IQ records.
- ☒ Supply the customer with a copy of the Smart Alerts flyer.
- ☐ Describe Smart Alerts to the customer.
- ☐ Install Smart Alerts if requested.

7890 GC Test Results Table

Detector Signal Outputs	Before PM Service	After PM Service
Front detector output	N/A	24.7
Back detector output	N/A	3223 (high)
AUX detector output	N/A	172.6
Pressure decay test	Expected test result	Actual test result
Front inlet pressure decay test	Pass	Pass
Back inlet pressure decay test	Pass	Pass

7890 Parts List Table

The following kits are recommended for capillary and purged packed inlets. If this is a general PM and the customer has a preferred set of consumables, you may use the customer's consumables.

Part description	Part number	Product or model# where used	Quantity consumed
SSL Capillary Inlet PM kit, Splitless	5188-6497	7890A/B	1
SSL Capillary Inlet PM kit, split	5188-6496	7890A/B	1
SSL Capillary Ultra Inert Inlet Gold Seal with Washer	5190-6144	7890A/B	N/A
SSL Capillary Ultra Inert Inlet Splitless Liner - Single taper with Glass Wool	5190-2293	7890A/B	N/A
SSL Capillary Ultra Inert Inlet Low Pressure Drop Split Liner - with Glass Wool	5190-2295	7890A/B	N/A
PP Inlet PM kit	5188-6498	7890A/B	N/A
Split vent trap PM kit, single cartridge (for MMI, PTV & VI)	5188-6495	7890A/B	N/A
MMI Cleaning Kit	G3510-60820	7890A/B	N/A
PTV Septumless Head Rebuild Kit	5182-9747	7890A/B	N/A
PTV Septumless Head Teflon Guide	5182-9748	7890A/B	N/A
Ignitor (glow plug) assembly with O-ring	19231-60680	7890A/B	1
FID Collector Rebuild/Cleaning Kit	G1531-67000	7890A/B	N/A
Standard .011-inch FID Jet for capillary FID base	G1531-80560	7890A/B	N/A
High Temperature .018-inch FID Jet for capillary FID base	G1531-80620	7890A/B	N/A
Standard .018-inch FID Jet for packed column with packed FID base	19710-20119	7890A/B	N/A
Standard .011-inch FID Jet for capillary column with packed/adaptable FID base	19244-80560	7890A/B	N/A
High Temperature .018-inch FID Jet for capillary column with packed/adaptable FID base	19244-80620	7890A/B	N/A
NPD Jet, universal fit, .011-inch ID	G1534-80580	7890A/B	N/A
NPD Jet, universal fit, .011-inch ID Extended tip	G1534-80590	7890A/B	N/A
SSL Capillary Ultra Inert Inlet Gold Seal with Washer	5190-6144	7890A/B	N/A
SSL Capillary Ultra Inert Inlet Splitless Liner - Single taper with Glass Wool	5190-2293	7890A/B	N/A
**FID Collector Replacement Kit, if needed	G1531-67001	7890A/B	N/A

Revision: 2.01, Issued: September 15, 2021

Agilent Document Number: D0013618

DE number: 44166.759722222

© Agilent Technologies, Inc. 2021

Service Engineer Comments

If there are any specific points you wish to note as part of performing the service or other items of interest for the customer, please write include them in this box.

Need to condition *uECD*. for high baseline.
and injection Hexane..

Service Completion

Service request number 6005612986 Date service completed 26 Sep 2022
 Agilent signature SUT Customer signature _____
 Total number of pages in this document 9 pages



Agilent Technologies

Agilent Technologies (Thailand) Limited
U CHU LIANG BLDG. 22/F UNIT A,D
968 RAMA 4 ROAD, SILOM, BANGRAK
Bangkok 10500 Thailand

Tel. +662 637 6363
Fax: +662 632 4334
Email: ccc-smt@agilent.com
Website: www.agilent.com/chem

Customer Contact:

Thai Environmental Technic Ltd
Head Office
1/6 Soi Ramkhamhaeng 145
Khwaeng Saphan Sung Khet Saphan
Sung

TAX ID : 0125537008571

ketsarin.c@tet1995.com
098-2894096

Invoice To:

Thai Environmental Technic Ltd
Head Office
1/6 Soi Ramkhamhaeng 145 Khwaeng
Saphan Sung Khet Saphan Sung
BANGKOK 10240

Delivery Site:

Thai Environmental Technic Ltd
Head Office
1/6 Soi Ramkhamhaeng 145
Khwaeng Saphan Sung Khet Saphan
Sung

Location:

Room
Bldg
Lab
Dept

SERVICE REPORT

Customer Purchase Order Number:	Customer Number: 70494476
Service Request:	Service Request Date:
Service Order: 6005337968	Service Confirmation: 6904298852

Direct Inquiries to:

Contact Name: Customer Contact Center
Contact E-mail: ccc-smt@agilent.com
Contact Telephone: +662 637 6363
Contact Fax: +662 632 4334

products | applications | software | services

Learn more about Agilent's Special Offers, Products, Services and our full range of laboratory productivity solutions optimized for your applications and workflows. Visit us at www.agilent.com/chem

Agilent Technologies (Thailand) Limited. Head Office
U Chu Liang Bldg. 22/F Unit A,D
968 Rama 4 Road, Silom, Bangrak,
Bangkok 10500 Thailand
Tax ID : 0105542068218

Citibank N.A. Bangkok Branch
399 Interchange 21 Building, Sukhumvit Road, Klongtoey Nau
Sub-district, Wattana District, Bangkok 10110 Thailand
Acc. No: 012-4452-007 ,
THB:Krung Thai Bank PCL
Siam Square Br.,416/1-2 Rama 1 Rd.,Pathumwan, BKK 10330
Thailand

ORIGINAL

Service Confirmation Number: 6904298852

Service Confirmation Date: 29.06.2022

Service Instrument:

Model Number	Model Description	Serial Number	System Handle	Parent Asset
SYS-GM-5975T	GCMS 5975 Turbo System		J8-THAI ENVIRON -GCMS	
G3172A	5975C inert XL MSD Perf Turbo EI Mnfr.	US71236314	J8-THAI ENVIRON -GCMS	SYS-GM-5975T
G3440A	Agilent 7890A Series GC Custom	CN10723012	J8-THAI ENVIRON -GCMS	SYS-GM-5975T

Service Items:



Item	Service/Part #	Description	Qty	Entitlement	Service Start	Service End
1000	EOQ	Enterprise Operational Qualification	1.00	Agreement Entitlement - 100 % covered	28.06.2022	29.06.2022
1010	5188-5372	FID MDL test sample 3x0.5 ml ampoules	1.00	Agreement Entitlement - 100 % covered		
1020	5190-0585	10 fg/uL OFN GC/MS Checkout std 3 x 1mL	1.00	Agreement Entitlement - 100 % covered		

Additional Information:

Service Confirmation Number: 6904298852

Service Confirmation Date: 29.06.2022

Service Information:

Problem Description: T-NR-S-OQ-GM-5001023591		
Service Provided: Complete OQ with ace sw		
Service Overview Code: Reason Code: Scheduled Service Diagnosis Code: Scheduled Service Resolution Code: Scheduled Service		
Reported Hours: 6.0	Travel Hours: 2.0	
Customer Field Service Representative Name: Chairong Kijchanapanich	Customer Field Service Representative Signature: 	Date: 28 Jun 2022
Customer Name: KETSARIN CHUAYPHAN	Customer Signature: 	Date: 29 Jun 2022
Additional Comments:		

Certificate of System Qualification

GC-OQ + GCMS-OQ

System ID: US71236314
Organization Name: Thai Environmental Technic Ltd
Organization Location: 1/6 Soi Ramkhamhaeng 145 BANGKOK Krung Thep 10240
Date: June 28, 2022 5:32:37 PM
EQP Name: AgilentRecommended , AgilentRecommended
EQP Revision: GC.02.52, GCMS.02.52
Overall Qualification Status: Pass

CDS Logon Verification - GC

Logon: admin

Overall CDS Logon Verification - GC Test Status

Pass

System Inspection and Basic Safety and Operation

Name: 7890

Setpoint Status: Pass

Overall System Inspection and Basic Safety and Operation Test Status

Pass

Inlet Pressure Accuracy

Name: 7890

Back SSL

Setpoint Status: Pass

	Setpoint		Actual	
Inlet Pressure:	25.0	psi	25.4	psi
Accuracy:			0.4	psi
Agilent Recommended:			<= 1.2	

Date: June 28, 2022 5:32:37 PM
System ID: US71236314

Overall Inlet Pressure Accuracy Test Status

Pass

GC Oven Temperature Accuracy

Name: 7890

Setpoint Status: Pass

Zone: Oven

Setpoint/Actual

Temperature: 230.0 229.6 °C

Accuracy: -0.4 °C

Agilent Recommended: ≥ -1.0 % setpoint in K (-5.0 °C) ≤ 1.0 % setpoint in K (5.0 °C)

Setpoint Status: Pass

Zone: Oven

Setpoint/Actual

Temperature: 100.0 100.4 °C

Accuracy: 0.4 °C

Agilent Recommended: ≥ -1.0 % setpoint in K (-3.7 °C) ≤ 1.0 % setpoint in K (3.7 °C)

Overall GC Oven Temperature Accuracy Test Status

Pass

GC Oven Temperature Stability

Name: 7890

Setpoint Status: Pass

Setpoint/Average

Temperature: 100.0 100.4 °C

Stability: 0.0 °C

Agilent Recommended: ≤ 0.5

Overall GC Oven Temperature Stability Test Status

Pass

Date: June 28, 2022 5:32:37 PM
System ID: US71236314

Log Amp

Tested Combination1 Back SSL / External SQ

Name: 5975C

Setpoint Status: Pass

Overall Log Amp Test Status

Pass

RFPA

Tested Combination1 Back SSL / External SQ

Name: 5975C

Setpoint Status: Pass

Amu: 1050 m/z

Drift After Five Minutes:

RFPA Voltage:

17 mV

447 mV

Agilent Recommended:

>= -100 and <= 100

<= 1100

Overall RFPA Test Status

Pass

Tune EI

Tested Combination1 Back SSL / External SQ

Name: 5975C

Setpoint Status: Pass

Filament: 1

Setpoint Status: Pass

Filament: 2

Overall Tune EI Test Status

Pass

Signal to Noise EI

Date: June 28, 2022 5:32:37 PM
System ID: US71236314

Tested Combination1	Back	SSL	/ External	SQ
Name: 5975C				
Source: EI - Inert	Filament: 1			
Setpoint Status: Pass				
Signal to Noise: 1231				
Agilent Recommended: >= 160				
Source: EI - Inert				
Filament: 2				
Setpoint Status: Pass				
Signal to Noise: 3094				
Agilent Recommended: >= 160				
Overall Signal to Noise EI Test Status				
Pass				

Instrument Details

Purpose

This section describes the as found system configuration.

Details

System

System ID	US71236314
Manufacturer	Agilent Technologies
Name	7890
Flow Data Input	Manual Data
Temperature Data Input	Manual Data or Other Data Logging

Tested Combination1

Injection Technique	Manual Injection
Inlet	Back
Detector	External
LTM Included?	No

Sampler 1

Manufacturer	Agilent Technologies
Type	Manual Injection
Usage	Sample Injection
Syringe Volume (µL)	10

Mainframe 1

Manufacturer	Agilent Technologies
Name	7890
Model Number	G3440A
Serial Number	CN10723012
Firmware Revision	A.01.07
Oven Type	Standard

Inlet 1

Manufacturer	Agilent Technologies
Name	7890
Type	SSL
Location	Front
Carrier Gas	Helium
Control Type	Electronic Pressure Control (EPC)
Purged Inlet	Yes

Inlet 2

Manufacturer	Agilent Technologies
Name	7890
Type	SSL
Location	Back
Carrier Gas	Helium
Control Type	Electronic Pressure Control (EPC)
Purged Inlet	Yes

Detector 1

Manufacturer	Agilent Technologies
Name	Mass Spectrometer
Type	Mass Spectrometer
Location	External

Mass Spectrometer 1

Manufacturer	Agilent Technologies
Type	SQ
Name	5975C
Serial Number	US71236314
Firmware Revision	5975 5.02.02
Rough Pump	Dry Mechanical Vacuum Pump
High Vacuum System	Turbo Pump
Scouting Run Standard	OFN Std

MS EI Source 1

Manufacturer Agilent Technologies


Source Type EI - Inert

Number of filaments 2

Log Amp Test

Tue Jun 28 13:50:01 2022

ADC Readings at MASS 502.00 Time 0.000e+000Seconds
MAXIMUM 26902 MINIMUM 2605
MEAN 14750 STD DEV 7247.6



瞻脉P LaserJ00

Coil Drift Report
=====

Instrument Details

Instrument Name : GCMS
Instrument Model : 5975
Identity smart card : AGILENT TECHNOLOGIES,5975,,5.02.02

Agilent recommended Setpoints and Limits

Default m/z monitored (amu) : 1050
Default drift Limit (mV) : 100
Default drift time (minutes) : 5
Default maximum Vf (mV) : 1100

Measured Results

RFPA Voltage (Vi) at m/z 1050 at t= 0 min : 429.688 mV
RFPA Voltage (Vf) at m/z 1050 at t= 5 min : 446.777 mV

RFPA Drift (Vd) at m/z 1050 : 17.089 mV
Vd= ABS(Vf-Vi)

Test Evaluation

m/z monitored (amu) : 1050
Applied Drift Limit (mV) : 100
Applied Drift time (minutes) : 5
Applied maximum Vf (mV) : 1100

Result of this test : PASS

Verified By : Chairong Kijchanapanich

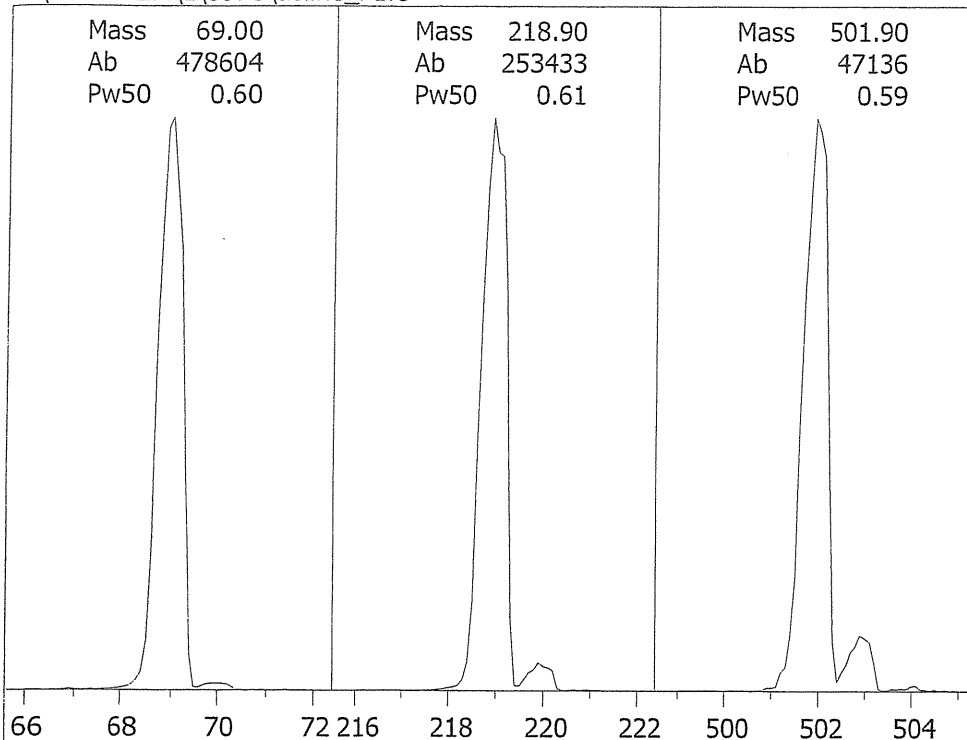
Date : 28 Jun 2022

Report located at : C:\msdchem\1\CoilDrif.txt
Report created on : Tue Jun 28 13:56:00 2022

Macro Rev. A.03.00

Tue Jun 28 14:33:20 2022

C:\MSDCHEM\1\5975\atune_F1.U



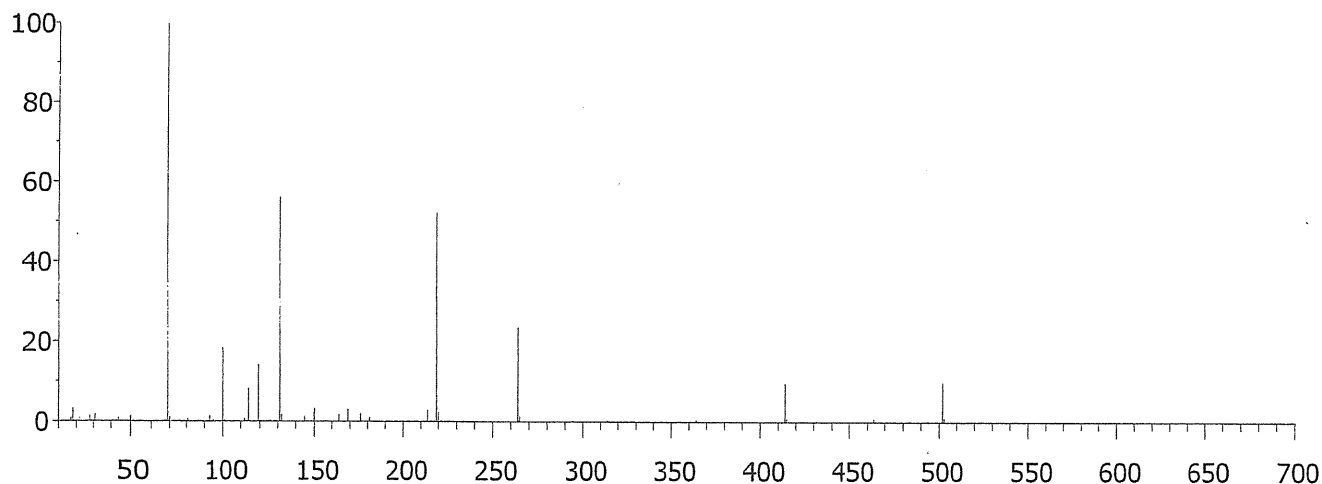
Ion Pol	Pos	MassGain	-1079
		MassOffs	-37
Emission	34.6	AmuGain	1037
EIEnergy	69.9	AmuOffs	120.56
Filament	1	Wid219	-0.015
		DC Pol	Pos
Repeller	33.31		
IonFcus	90.2	HEDEnab	On
EntLens	28.5	EMVolts	1506
EntOffs	19.58		
PFTBA	Open	Samples	8
		Averages	3
		Stepsize	0.10

Temperatures and Pressures:

MS Source	230	TurboSpd	100
MS Quad	150	HiVac	1.00e+10

Scan: 10.00 - 701.00 Samples: 8 Thresh: 100 Step: 0.10

176 peaks Base: 69.00 Abundance: 453888



Air/Water Check: H2O~3.25% N2~1.57% O2~0.24% CO2~0.84% N2/H2O~48.18%

Ramp Criteria:

Ion Focus Maximum 90 volts using ion 502; EM Gain 507846

Repeller Maximum 35 volts using ion 219;

MassGain Values(Samples): -1069(3) -1061(2) -1043(1) -1013(0) -926(FS)

TARGET MASS: 50 69 131 219 414 502 1050

Amu Offset: 120.6 120.6 120.6 120.6 120.6 120.6 120.6

Entrance Lens Offset: 19.6 19.6 19.6 19.6 19.6 19.6 19.6

System Verification - Tune (Detector Optimization) Portion

Instrument Name : GCMS
DC Polarity : Positive
Filament : 1
BasePeak should be 69 or 219 Ok
Position of mass 69 69.00 Ok
Position of mass 219 219.00 Ok
Position of mass 502 502.00 Ok
Position of isotope mass 70 70.01 Ok
Position of isotope mass 220 220.00 Ok
Position of isotope mass 503 503.01 Ok
Ratio of mass 70 to mass 69(0.5 - 1.6%) 1.13 Ok
Ratio of mass 220 to mass 219(3.2 - 5.4%) 4.34 Ok
Ratio of mass 503 to mass 502(7.9 - 12.3%) 10.86 Ok
Ratio of 219 to 69 should be > 40% and is 59.65 Ok
Ratio of 502 to 69 should be > 2.4% and is 10.98 Ok

Mass 69 Precursor (<= 3%) 0.35 Ok
Mass 219 Precursor (<= 6%) 0.39 Ok
Mass 502 Precursor (<= 12%) 3.18 Ok

Testing for a leak in the system

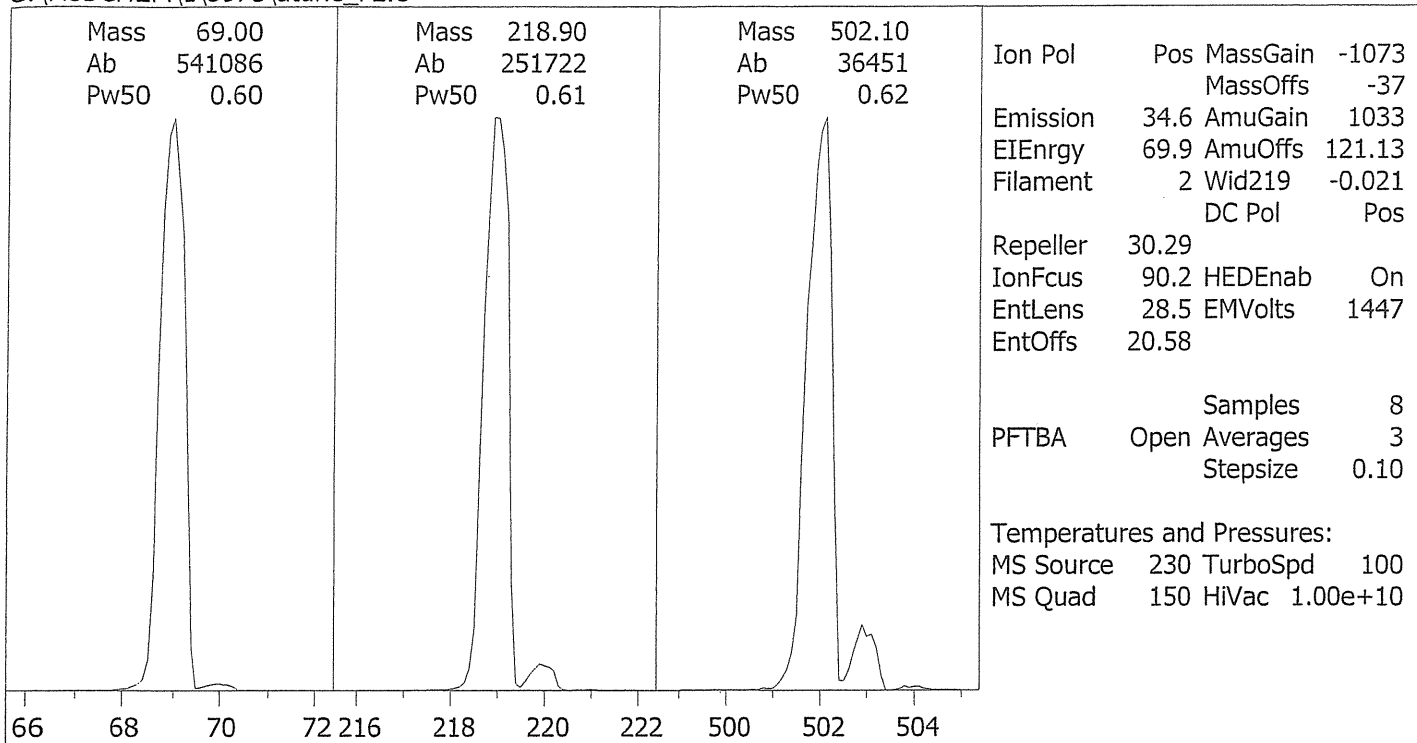
Ratio of 18 to 69 (<20%) 2.68 Ok
Ratio of 28 to 69 (<10%) 1.26 Ok

Electron Multiplier Voltage 1506 Ok

Tune portion of System Verification passed.

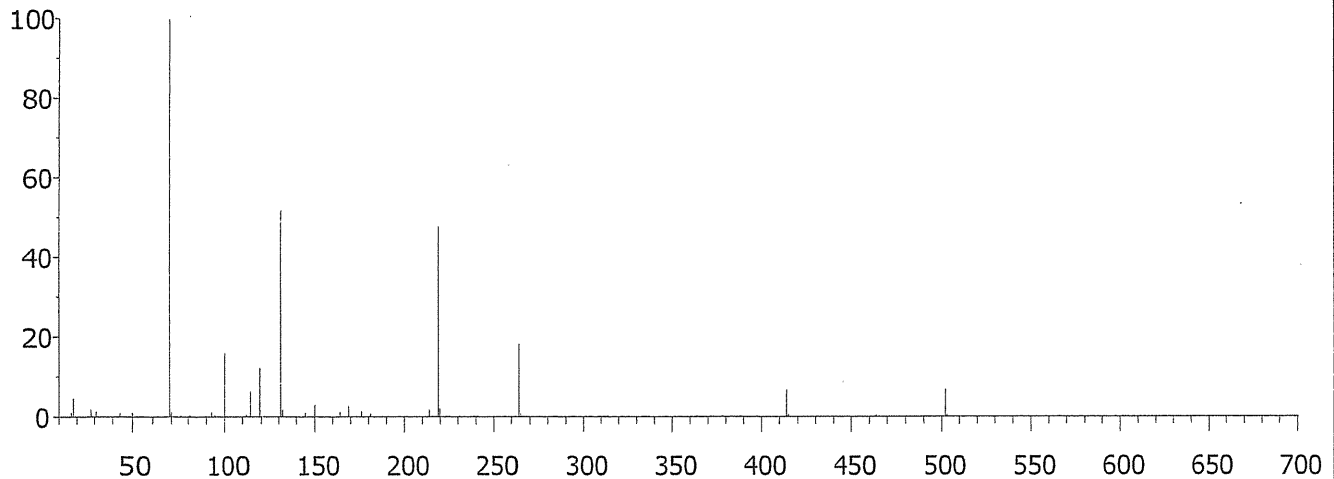
Tue Jun 28 14:43:26 2022

C:\MSDCHEM\1\5975\tune_F2.U



Scan: 10.00 - 701.00 Samples: 8 Thresh: 100 Step: 0.10

163 peaks Base: 69.00 Abundance: 508992



Air/Water Check: H2O~4.66% N2~1.96% O2~0.27% CO2~1.00% N2/H2O~42.08%

Ramp Criteria:

Ion Focus Maximum 90 volts using ion 502; EM Gain 359389

Repeller Maximum 35 volts using ion 219;

MassGain Values(Samples): -1073(3) -1064(2) -1043(1) -1013(0) -926(FS)

TARGET MASS: 50 69 131 219 414 502 1050

Amu Offset: 121.1 121.1 121.1 121.1 121.1 121.1 121.1

Entrance Lens Offset: 20.6 20.6 20.6 20.6 20.6 20.6 20.6

System Verification - Tune (Detector Optimization) Portion

Instrument Name	: GCMS	
DC Polarity	: Positive	
Filament	: 2	
BasePeak should be 69 or 219		Ok
Position of mass 69	69.00	Ok
Position of mass 219	219.00	Ok
Position of mass 502	502.00	Ok
Position of isotope mass 70	70.01	Ok
Position of isotope mass 220	220.00	Ok
Position of isotope mass 503	502.99	Ok
Ratio of mass 70 to mass 69(0.5 - 1.6%)	1.11	Ok
Ratio of mass 220 to mass 219(3.2 - 5.4%)	4.27	Ok
Ratio of mass 503 to mass 502(7.9 - 12.3%)	9.92	Ok
Ratio of 219 to 69 should be > 40% and is	59.96	Ok
Ratio of 502 to 69 should be > 2.4% and is	10.83	Ok

Mass 69 Precursor (<= 3%)	0.36	Ok
Mass 219 Precursor (<= 6%)	0.44	Ok
Mass 502 Precursor (<= 12%)	3.20	Ok

Testing for a leak in the system

Ratio of 18 to 69 (<20%)	2.54	Ok
Ratio of 28 to 69 (<10%)	1.13	Ok

Electron Multiplier Voltage	1506	Ok
-----------------------------	------	----

Tune portion of System Verification passed.



TECHNOLOGY PROMOTION ASSOCIATION (THAILAND-JAPAN)
CORPORATE SERVICES 3: EQUIPMENT CALIBRATION AND TESTING SERVICES
534/4 PATTANAKARN ROAD SOI 18, SUANLUANG, SUANLUANG BANGKOK 10250
TEL. 0-2717-3000-27 FAX. 0-2719-9484



Cert.No.: 22CHO410

Page.: 1 of 2

Certificate of Calibration

Equipment : pH Meter
Manufacturer : Horiba
Model : LAQUA-PH1300
Serial No. : B06D0012
ID No. : -
Condition As-Received: Used Item
Received Date : 11 July 2022
Calibration Date : 11 July 2022
Reference : 2207-0243OC-7
Submitted by : Thai Environmental Technic Limited
1/6 Soi Ramkhamhaeng 145
Khwaeng/Khet Saphan Sung,
Bangkok 10240
Calibration Place : Laboratory (Thai Environment Technic Limited)
Ambient Temperature : (25.2 - 25.4) °C
Relative Humidity : (50.8 - 51.3) %
Calibration Procedure : In - house method :
- CP-OCH2 by direct measurement with standard
voltage calibrator and direct measurement
with certified reference material (CRM)

Calibrated by : Krisda Malee

Approved by :

(/) Malee Butkruea
() Saithip Meangmai

Malee
Approved Signatory

Issue Date : 19 July 2022

The Uncertainties are for a confidence probability of approximately 95%

This certificate may not be reproduced other than in full, except with the prior written
Approval of the head of Corporate Services 3 : Equipment Calibration and Testing Services.

A 0042417



Cert. No.: 22CHO410

Page.: 2 of 2

Condition of this calibration result

1. Reference Standard Instrument : -

<u>Instrument</u>	<u>Serial No.</u>	<u>ID No.</u>	<u>Cert. No.</u>	<u>Due Date</u>
1) Document Process Calibrator	46530031	130RC098	21E3245	07 Oct 2022
2) Digital Thermometer	-	130RC112	21T2118	16 Nov 2022

This certification is traceable to the International System of Unit maintained at:-

- Traceable to National Institute of Metrology (Thailand), NIMT

2. Certified Reference Materials : The measurement results are traceable to SI through CPA chem Ltd.,
ANSI-ASQ National Accreditation Board, Accredited No. AR-1835

<u>Buffer Solution</u>	<u>Manufacturer</u>	<u>Lot No.</u>	<u>Exp. date</u>
pH 1.681	CPA chem	754027	28 Jun 2023
pH 4.008	CPA chem	794120	14 Feb 2024
pH 6.866	CPA chem	754029	28 Jun 2023
pH 9.181	CPA chem	766823	04 Sep 2022
*pH 12.44	Hach Lenge GmbH	C02796	15 Dec 2022

3. This certificate is valid only to the item calibrated on date and place of calibration.

Calibration Results**Function : mV Measurement**

Performing standard curve by Fluke at pH (1.68,4,7,10)

Unit Under Calibration	Nominal Value	Standard Voltage Input	Actual Reading		Uncertainty of Measurement (\pm mV)	Coverage factor k
	pH	mV	mV	pH		
pH Meter S/N.: B06D0012	1.680	314.73	314.7	1.694	0.058	2.00
	4.000	177.48	177.5	4.008	0.058	2.00
	6.860	8.28	8.3	6.860	0.058	2.00
	7.000	0.0	0.0	7.000	0.058	2.00
	9.180	-128.97	-128.9	9.188	0.058	2.00
	10.000	-177.48	-177.4	10.011	0.058	2.00

Function : pH Measurement

Performing four buffers standard curve by using buffer nominal pH (1.68,4,7,9)

Unit Under Calibration	Standard pH Buffer Solution	Actual pH Reading	Actual mV Reading (mV)	Uncertainty of pH measurement (\pm)	Coverage factor k
pH Electrode S/N.: 9X9M0055	1.681	1.681	295.6	0.0050	2.00
	4.008	4.007	159.9	0.0047	2.00
	6.866	6.866	-6.9	0.0084	2.00
	9.181	9.181	-139.9	0.014	2.00
	*12.44	12.440	-314.5	0.056	2.00

Remark: * : Not NSC-ONSC AccreditedThe reported uncertainty of measurement was based on a standard uncertainty multiplied by a coverage factor k , providing a level of confidence of approximately 95 %.

-o0o-

Malu

a. 1090860



TECHNOLOGY PROMOTION ASSOCIATION (THAILAND-JAPAN)
CORPORATE SERVICES 3: EQUIPMENT CALIBRATION AND TESTING SERVICES
534/4 PATTANAKARN ROAD SOI 18, SUANLUANG, SUANLUANG BANGKOK 10250
TEL. 0-2717-3000-29 FAX. 0-2719-9484



Cert. No.: 23TM673

Page : 1 of 3

Certificate of Calibration

Equipment : BOD Incubator

Manufacturer : Accuplus

Model : i250

Serial No. : 0408-0115-0008

ID No. : TET.LAB.BOD05

Submitted by : Thai Environmental Technic Limited
1/6 Soi Ramkhamhaeng 145,
Khwaeng/Khet Saphan Sung,
Bangkok 10240

Location : Laboratory (Thai Environmental Technic Limited)

Received Order : 10 April 2023

Calibration Date : 11 April 2023

Ambient Temperature : (26 ± 10) °C

Relative Humidity : (50 ± 30) %

Calibrated by : Khit Ruttanaprapachai

Approved by :

Approved Signatory

- () Pornthippa Tameyakul
(☒) Malee Butkruea
() Suwit Imjai

Issue Date :

25 April 2023

The Uncertainties are for a confidence probability of approximately 95%

This certificate may not be reproduced other than in full, except with the prior written
Approval of the head of Corporate Services 3 : Equipment Calibration and Testing Services.

A 0053455



Equipment : BOD Incubator
 Condition As-Received : Used Item
 Reference : 2304-0146OC-2

Cert. No.: 23TM673

Page : 2 of 3

Procedure Used :-

Calibration were conducted using calibration procedure CP-OT02 according to direct measurement method with Data Acquisition which connected with Resistance Temperature Detector (RTD).

The temperature scale used was based on ITS-90.

Condition of this result of calibration

1. Reference standard instrument:-

Instrument	Model	Serial No.	Cert. No.	Due Date
1) Data Acquisition	34972A	MY57013711	22LM93	02 Jul 2023

2. This certificate is valid only to the item calibrated on date and place of calibration.

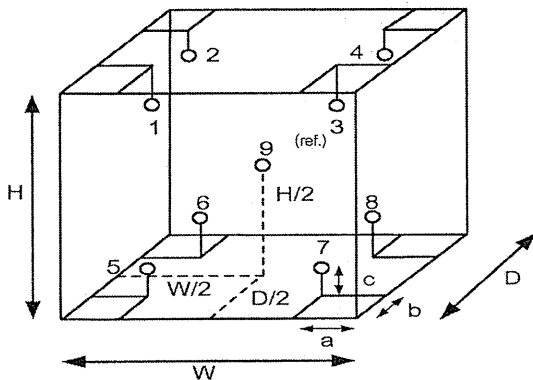
3. This certification is traceable to the International System of Unit.

Result of Calibration :- (*) Without Adjustment

Function of UUC* : Temperature Source

Fresh air setting : Not Available

Environment during calibration		
	Beginning	Finished
Temp. (°C)	25	26
REL.Humid. (%)	51	54
AC Supply (Volt)	221	221



Position :	Ref. Std. ID No.:
1	18-18RTD-01
2	18-18RTD-02
3	18-18RTD-03
4	18-18RTD-04
5	18-18RTD-05
6	18-18RTD-06
7	18-18RTD-07
8	22-18RTD-08
9 (ref.)	18-18RTD-09

Probe Installation Details :

a = 10 cm
 b = 10 cm
 c = 10 cm

Dimension of Chamber :

D = 0.48 m
 W = 0.50 m
 H = 1.1 m
 Capacity = 0.26 m³

Malu

a 1158205



Equipment : BOD Incubator
Condition As-Received : Used Item
Reference : 2304-0146OC-2
Result of Calibration :- (*) Without Adjustment
Function of UUC* : Temperature Source
Fresh air setting : Not Available

Cert. No.: 23TM673

Page : 3 of 3

Calibration Point (°C)	UUC* Setting (°C)	UUC* Reading (°C)	Temperature stability (± °C)	Temperature uniformity (°C)	Overall Variation (°C)	Coverage Factor <i>k</i>
20.0	19.8	19.7	0.54	0.37	1.1	2

Calibration Point (°C)	Measured Temperature (°C)									Uncertainty (± °C)
	Position									
	1	2	3	4	5	6	7	8	9 (ref.)	
20.0	20.121	20.227	19.983	20.098	19.992	19.953	19.936	19.914	20.048	0.72

Average* : The average of 30 values in each position.

Temperature stability : One-half of the greatest maximum difference of measured temperature at any one sensor.

Temperature uniformity : The maximum difference of measured temperatures at any sensors and the measured temperature at the reference location which are observed at the same time or at as close an observation time as possible to determine the temperature pattern or homogeneity within the chamber under steady-state conditions.

Overall Variation : The Difference of the maximum and minimum measured temperatures throughout observation.

UUC* : Unit Under Calibration

Note : The reported uncertainty of measurement was included stability and excluded uniformity .

The reported uncertainty of measurement was based on a standard uncertainty multiplied by a coverage factor *k*, providing a level of confidence of approximately 95 %.

-o0o-

Malu.

a 1158204



TECHNOLOGY PROMOTION ASSOCIATION (THAILAND-JAPAN)
CORPORATE SERVICES 3: EQUIPMENT CALIBRATION AND TESTING SERVICES
534/4 PATTANAKARN ROAD SOI 18, SUANLUANG, SUANLUANG BANGKOK 10250
TEL. 0-2717-3000-29 FAX. 0-2719-9484



Cert.No.: 23MM160

Page.: 1 of 3

Certificate of Calibration

Equipment : Electronic Balance

Manufacturer : Mettler Toledo

Model : AB204

Serial No. : 1116392227

ID No. : TET.LAB.BAL01

Submitted by : Thai Environmental Technic Limited
1/6 Soi Ramkhamhaeng 145,
Khwaeng/Khet Saphan Sung,
Bangkok 10240

Location : Balance Room

Received order : 10 April 2023
Calibration Date : 11 April 2023
Ambient Temperature : 15 °C to 40 °C
Relative Humidity : 30 % to 90 %

Calibrated by : Khit Ruttanaprapachai

Approved by : Malee Butkruea
Approved Signatory

() Pornthippa Tameyakul
(✓) Malee Butkruea
() Suwit Imjai

Issue Date : 25 April 2023

The Uncertainties are for a confidence probability of approximately 95%

This certificate may not be reproduced other than in full, except with the prior written
Approval of the head of Corporate Services 3 : Equipment Calibration and Testing Services.

A 0053464



Equipment : Electronic Balance
Condition As-Received : Used Item
Reference : 2304-0146OC-12

Cert.No.: 23MM160

Page: 2 of 3

Procedure used :-

Calibration were conducted using in-house calibration procedure CP-OB01 according to direct measurement method against standard weight.

Condition of this result of calibration

1. Reference standard instruments:-

<u>Instruments</u>	<u>Model</u>	<u>Serial No.</u>	<u>ID No.</u>	<u>Test report No.</u>	<u>Due date</u>
1) Standard Weight Set (E2)	15884	24053	70RC007	MM-0010-22	20 Jan 2024

2. This certificate is valid only to the item calibrated on date and place of calibration.
3. This result of calibration was made on requested at the point specified by customer.
4. This certificate is not certified for any commercial transaction.
5. This certification is traceable to the International System of Unit.

Result of calibration () Without Adjustment (*) After Adjustment by External Calibration

Range capacity : 0 g to 210 g **Resolution** 0.0001 g

Before Adjustment :

<u>Applied Weight</u> (g)	<u>Balance Reading</u> (g)	<u>Correction</u> (g)	<u>Measurement Uncertainty</u> (± mg)	<u>Coverage Factor</u> (k)
100	99.9982	+0.0018	0.18	2.00
200	199.9965	+0.0035	0.29	2.00

After Adjustment :

1. Determination of the standard deviation of weighing machine (n = 10)

<u>Applied Weight</u> (g)	<u>Standard Deviation of Reading (g)</u>
100	0.00007
200	0.00007

Malu.



Equipment : Electronic Balance
 Condition As-Received : Used Item
 Reference : 2304-0146OC-12

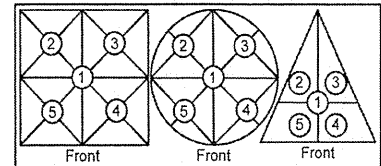
Cert.No.: 23MM160

Page: 3 of 3

Result of calibration

2. Effect of off center loading

A mass of 100 g was placed to various position on the pan.
 The weighing machine reading error obtained is given in the table



Maximum difference between
 off-center and central loading
 (g)
 0.0001

Position 1 (g)	Position 2 (g)	Position 3 (g)	Position 4 (g)	Position 5 (g)
-0.0002	-0.0002	-0.0003	-0.0003	-0.0002

3. Departure from nominal value

Applied Weight (g)	Balance Reading (g)	Correction (g)	Measurement Uncertainty (\pm mg)	Coverage Factor (k)
Unload	0.0000	0.0000	0.14	2.11
0.01	0.0100	0.0000	0.14	2.11
0.1	0.1001	-0.0001	0.14	2.11
0.5	0.5000	0.0000	0.14	2.11
1	1.0001	-0.0001	0.14	2.11
5	5.0000	0.0000	0.14	2.11
10	9.9999	+0.0001	0.14	2.11
25	24.9998	+0.0002	0.15	2.07
50	49.9998	+0.0002	0.16	2.05
100	99.9999	+0.0001	0.18	2.00
200	200.0000	0.0000	0.29	2.00

The reported uncertainty of measurement was based on a standard uncertainty multiplied by a coverage factor k , providing a level of confidence of approximately 95 %.

-o0o-

Malu.

a 1158498



TECHNOLOGY PROMOTION ASSOCIATION (THAILAND-JAPAN)
CORPORATE SERVICES 3: EQUIPMENT CALIBRATION AND TESTING SERVICES
534/4 PATTANAKARN ROAD SOI 18, SUANLUANG, SUANLUANG BANGKOK 10250
TEL. 0-2717-3000-29 FAX. 0-2719-9484



Cert.No.: 23CHO262

Page.: 1 of 3

Certificate of Calibration

Equipment : Spectrophotometer
Manufacturer : Labtech
Model : Blue Star A
Serial No. : 1606UV1507
ID No. : -
Condition As-Received: Used Item
Received Date : 10 April 2023
Calibration Date : 10 April 2023
Reference : 2304-0146OC-16
Submitted by : Thai Environmental Technic Limited
1/6 Soi Ramkhamhaeng 145,
Khwaeng/Khet Saphan Sung,
Bangkok 10240
Calibration Place : Laboratory (Thai Environment Technic Limited)
Ambient Temperature : (30.8 - 31.1) °C (On-Site)
Relative Humidity : (50.2 - 50.7) % (On-Site)
Calibration Procedure : In - house method :
CP-OCH4 based on ASTM E 275-01
Calibrated by : Saithip Meangmai

Approved by :

Approved Signatory

- (☒) Malee Butkruea
(☐) Saithip Meangmai
(☐) Warakorn Lerngagtrakul

Issue Date : 25 April 2023

The Uncertainties are for a confidence probability of approximately 95%

This certificate may not be reproduced other than in full, except with the prior written
Approval of the head of Corporate Services 3 : Equipment Calibration and Testing Services.

A 0053467



Cert. No. : 23CHO262

Page : 2 of 3

Condition of calibration result

1. Reference Standard Material :

<u>Material</u>	<u>Serial No.</u>	<u>Certificate No.</u>	<u>Due date</u>
1. Absorbance Standard set	32593	100581	30 Mar 2024
2. Wavelength Standard set	29829	94776	02 Sep 2023
3. Wavelength Standard set	29829	94777	02 Sep 2023
4. Stray Light Standard set	32629	9112980	03 Aug 2024

2. This certificate is valid only to the item calibrated on date and place of calibration.

3. This certificate is traceable to the International System of Unit maintained at :

- National Physical Laboratory (NPL), The United Kingdom of Great Britain and Northern Ireland
- National Institute of Standards and Technology (NIST), The United States of America

4. Spectral BandWidth : 2 nm

Scan Speed : Slow

Calibration Results : without adjustment

Wavelength Accuracy

Certified Values of Reference Material (nm)	UUC Reading (nm)	Uncertainty of Measurement (\pm nm)	Coverage Factor k
361.00	360.6	0.16	2.00
472.47	471.8	0.16	2.00
536.66	536.3	0.18	2.00
748.48	748.5	0.18	2.00
879.27	878.9	0.18	2.00

Malu.



Cert. No. : 23CHO262

Page : 3 of 3

Calibration Results : without adjustment

Photometric Accuracy

Wavelength (nm)	Certified Values of Reference Material (Abs)	UUC Reading (Abs)	Uncertainty of Measurement (\pm Abs)	Coverage Factor <i>k</i>
420.0	Zero	0.0001	0.0028	2.00
	0.5701	0.5680	0.0028	2.00
	0.7147	0.7110	0.0029	2.00
	1.0031	0.9974	0.0029	2.00
546.1	Zero	0.0001	0.0028	2.00
	0.5195	0.5185	0.0030	2.00
	0.7007	0.6973	0.0029	2.00
	0.9833	0.9786	0.0028	2.00
635.0	Zero	0.0001	0.0028	2.00
	0.5615	0.5588	0.0028	2.00
	0.7659	0.7612	0.0030	2.00
	1.0763	1.0701	0.0028	2.00

Stray Light

* Straylight at 280.05 nm \pm 0.11 nm	Reading at 280.05 nm \pm 0.11 nm
Abs	1.8711
%T	1.35

Remark

- Each individual filter is measured against the empty filter holder (blank) used to zero the spectrophotometer
- The Potassium Dichromate filled cells are measured against a Perchloric acid blank.
- Cut-off wavelength of stray light reference material (Potassium Iodide) at wavelength 280.05 nm \pm 0.11 nm
- Result = Pass, If Absorbance > 2.00 Abs and Transmission < 1.0 %T at Wavelength 280.05 nm \pm 0.11 nm
- * : Not NSC-ONSC Accredited

The reported uncertainty of measurement was based on a standard uncertainty multiplied by a coverage factor *k* , providing a level of confidence of approximately 95 %.

-oOo-

Mali

a 1158493



THAILAND INSTITUTE OF SCIENTIFIC AND TECHNOLOGICAL RESEARCH (TISTR)

Request No. 21-66/0197

MTC No. EEL. BP. 60/0166

CALIBRATION CERTIFICATE

Submitted by : THAI ENVIRONMENTAL TECHNIC LIMITED.

Address : 1/6 Soi Ramkhamhaeng 145, Khwaeng/Khet Saphansung, Bangkok 10240.

Calibrated at : Electrical and Electronic Standards Laboratory, Industrial Metrology and Testing Service Centre.
: Soi 1C, Bangpoo Industrial Estate, Sukhumvit Rd., Muang, Samutprakan 10280.

Instrument Calibrated :

Description : Sound Calibrator

Manufacturer : Tenmars

Model : TM-100

Serial No. : 181203570

Ambient Environment

Temperature : $(23 \pm 3) ^\circ\text{C}$

Relative Humidity : $(50 \pm 15) \%$

Ambient Pressure : $(101.325 \pm 1.500) \text{ kPa}$

Standards used :

1. Digital Function Synthesizer NF Electronic DF-193A S/N 122037.
2. Measuring Amplifier Bruel&Kjaer 2636 S/N 1537484.
3. Programmable Attenuator Tamagawa TPA-303A S/N OF 2214.
4. Digital Multimeter Agilent 34401A S/N MY44005560.
5. Pressure Transmitter Vaisala PTB202AD S/N T0650001.
6. Audio Analyzer Keithley 2015-P S/N 4106495.
7. Condenser Microphone Bruel&Kjaer 4180 S/N 2889871.

Calibration Procedure: CP-102-04 based on IEC 60942-2003. The sound pressure level of instrument was measured by standard microphone using an insert voltage technique.

This instrument has been calibrated against standards maintained at Electrical and Electronic Standards Laboratory (EEL), which are traceable to the International System of Units through the National Institute of Metrology (Thailand).

The information on actual reading is attached herewith and the uncertainty limits quoted refer to the measured values only.

Date of Receipt : 10 Jan. 2023

Date of Calibration : 16 Jan. 2023

1 / 3

The results relate only to the items tested/calibrated or value assigned.

Advertising the Report/Certificate and publicity of the results except in full are prohibited unless written permission is obtained from the governor of TISTR.

FM.BL.MTC.002 Rev.4

Head Office

35 Mu 3 Tambon Khlong Ha, Amphoe Khlong Luang,
Changwat Pathumthani 12120, Thailand
Tel. (66) 0 2577 9000
Fax. (66) 0 2577 9009
E-mail : rumpai@tistr.or.th Website:www.tistr.or.th

Office/Laboratory

Soi 1C, Bangpoo Industrial Estate, Sukhumvit Road,
Amphoe Muang, Changwat Samutprakan 10280, Thailand
Tel. (66) 0 2323 1672-80 ext. 115, 116
Fax. (66) 0 2323 9165
E-mail : mtc@tistr.or.th

Office

196 Phahonyothin Road, Chatuchak, Bangkok 10900,
Thailand
Tel. (66) 0 2579 1121-30 ext. 5219, 5225, 5217
Fax. (66) 0 2579 8592
E-mail : sumalee@tistr.or.th

THAILAND INSTITUTE OF SCIENTIFIC AND TECHNOLOGICAL RESEARCH (TISTR)

Request No. 21-66/0197

MTC No. EEL. BP. 60/0166

The reported expanded uncertainty is based upon a standard uncertainty multiplied by a coverage factor $k = 2$, providing a level of confidence of approximately 95%.

Nominal Output of Unit Under Test = 94 dB re 20 μ Pa at 1000 Hz

Acoustic Output in dB re 20 μ Pa , Corrected to Reference Conditions : 101.325 kPa , 23.0°C and 50 %RH

1. Sound Pressure Level

Standard Microphone Type	Measured Sound Pressure Level (dB)	Deviated value (dB)	Uncertainty (dB)	Tolerance limit IEC60942:2003 Class 2
1/2 inch Bruel&Kjaer 4180	94.26	0.26	± 0.10	± 0.75 dB

2. Frequency

Standard Microphone Type	Measured Frequency (Hz)	Deviated value (Hz)	Uncertainty (Hz)	Tolerance limit IEC60942:2003 Class 2
1/2 inch Bruel&Kjaer 4180	989.3	-10.7	± 1.5	$\pm 2.0\%$

3. Total distortion

Standard Microphone Type	Measured Total distortion (%)	Uncertainty (%)	Tolerance limit IEC60942:2003 Class 2
1/2 inch Bruel&Kjaer 4180	2.20	± 0.50	$\pm 4.0\%$

Note : 1. No adjustment.

2. The calibrator pressure correction was not included.

3. The microphone volume correction was not included.

Date of Calibration : 16 Jan. 2023

2/3

The results relate only to the items tested/calibrated or value assigned.
Advertising the Report/Certificate and publicity of the results except in full are prohibited unless written permission is obtained from the governor of TISTR.

FM.BL.MTC.002 Rev.4

Head Office
35 Mu 3 Tambon Khlong Ha, Amphoe Khlong Luang,
Changwat Pathumthani 12120, Thailand
Tel. (66) 0 2577 9000
Fax. (66) 0 2577 9009
E-mail : rumpai@tistr.or.th Website:www.tistr.or.th

Office/Laboratory
Soi 1C, Bangpoo Industrial Estate, Sukhumvit Road,
Amphoe Muang, Changwat Samutprakan 10280, Thailand
Tel. (66) 0 2323 1672-80 ext. 115, 116
Fax. (66) 0 2323 9165
E-mail : mtc@tistr.or.th

Office
196 Phahonyothin Road, Chatuchak, Bangkok 10900,
Thailand
Tel. (66) 0 2579 1121-30 ext. 5219, 5225, 5217
Fax. (66) 0 2579 8592
E-mail : sumalee@tistr.or.th

THAILAND INSTITUTE OF SCIENTIFIC AND TECHNOLOGICAL RESEARCH (TISTR)

Request No. 21-66/0197

MTC No. EEL. BP. 60/0166

Nominal Output of Unit Under Test = 114 dB re 20μPa at 1000 Hz

Acoustic Output in dB re 20μPa , Corrected to Reference Conditions : 101.325 kPa , 23.0 °C and 50 %RH

1. Sound Pressure Level

Standard Microphone Type	Measured Sound Pressure Level (dB)	Deviated value (dB)	Uncertainty (dB)	Tolerance limit IEC60942:2003 Class 2
1/2 inch Bruel&Kjaer 4180	113.96	+0.04	± 0.10	±0.75 dB

2. Frequency

Standard Microphone Type	Measured Frequency (Hz)	Deviated value (Hz)	Uncertainty (Hz)	Tolerance limit IEC60942:2003 Class 2
1/2 inch Bruel&Kjaer 4180	985.1	-14.9	± 1.5	±2.0%

3. Total Distortion


Standard Microphone Type	Measured Total Distortion (%)	Uncertainty (%)	Tolerance limit IEC60942:2003 Class 2
1/2 inch Bruel&Kjaer 4180	2.60	± 0.60	±4.0%

Note : 1. No adjustment.


2. The calibrator pressure correction was not included.

3. The microphone volume correction was not included.

Calibrated by :


(Mr. Weerachai Deechaiyae)

Approved by :


(Mr. Prawate Kluaypa)
Director

Electrical and Electronic Standards Laboratory

Industrial Metrology and Testing Service Centre

Date of Calibration : 16 Jan. 2023

Date of Issue : 18 Jan. 2023

Ref : 2011266011000062001

End of Certificate

3 / 3

The results relate only to the items tested/calibrated or value assigned.

Advertising the Report/Certificate and publicity of the results except in full are prohibited unless written permission is obtained from the governor of TISTR.

FM.BL.MTC.002 Rev.4

Head Office

35 Mu 3 Tambon Khlong Ha, Amphoe Khlong Luang,
Changwat Pathumthani 12120, Thailand
Tel. (66) 0 2577 9000
Fax. (66) 0 2577 9009
E-mail : rumpai@tistr.or.th Website:www.tistr.or.th

Office/Laboratory

Soi 1C, Bangpoo Industrial Estate, Sukhumvit Road,
Amphoe Muang, Changwat Samutprakan 10280, Thailand
Tel. (66) 0 2323 1672-80 ext. 115, 116
Fax. (66) 0 2323 9165
E-mail : mtc@tistr.or.th

Office

196 Phahonyothin Road, Chatuchak, Bangkok 10900,
Thailand
Tel. (66) 0 2579 1121-30 ext. 5219, 5225, 5217
Fax. (66) 0 2579 8592
E-mail : sumalee@tistr.or.th




Thai Environmental Technic Limited
บริษัท เทคโนโลยีสิ่งแวดล้อมไทย จำกัด

Sound Level Meter Calibration Report

Equipment Type	: Sound Level Meter	Calibration Date	: 24-Feb-2023
Calibrator	: TENMARS Sound Calibrator TM-100	Barometric pressure (mmHg)	: 759.0 mmHg
Standard	: IEC 60942	Temperature (23±3)°C	: 25 °C
Accuracy	: 94.0 ±0.3 dB and 114.0±0.5 dB	Relative Humidity(50±15 %)	: 50.0 % RH
Frequency	: at 1,000 Hz ±1%	Dued Date of Calibrate	: 31-Mar-2023
Calibrator Serial NO.	: 181203570		

Item	Instrument Calibrated			Reference Acoustic dB	Before Adjust				After Adjust ± dB	Deviation ± dB	Result Calibrate
	Brand	Model	Serial NO.		ครั้งที่ 1	ครั้งที่ 2	ครั้งที่ 3	เฉลี่ย			
61	ACO	6226	160205	94.0	94.0	94.0	94.0	94.0	94.0	0.0	PASS
				114.0	114.0	114.0	114.0	114.0			
62	ACO	6226	160211	94.0	94.1	94.1	94.1	94.1	94.0	0.1	PASS
				114.0	114.0	114.0	114.0	114.0			
63	ACO	6226	160212	94.0	93.7	93.7	93.7	93.7	94.0	0.3	PASS
				114.0	113.8	113.8	113.8	113.8			
64	ACO	6226	160213	94.0	93.9	93.9	93.9	93.9	94.0	0.1	PASS
				114.0	113.9	113.9	113.9	113.9			
66	ACO	6226	160215	94.0	94.2	94.2	94.2	94.2	94.0	0.2	PASS
				114.0	114.2	114.2	114.2	114.2			
67	ACO	6226	160216	94.0	93.9	93.9	93.9	93.9	94.0	0.1	PASS
				114.0	113.8	113.8	113.8	113.8			
68	ACO	6236	222036	94.0	94.3	94.3	94.3	94.3	94.0	0.3	PASS
				114.0	114.3	114.3	114.3	114.3			
69	ACO	6236	222037	94.0	94.1	94.1	94.1	94.1	94.0	0.1	PASS
				114.0	114.0	114.0	114.0	114.0			
70	ACO	6236	222038	94.0	94.0	94.0	94.0	94.0	94.0	0.0	PASS
				114.0	114.0	114.0	114.0	114.0			
71	ACO	6236	222039	94.0	94.0	94.0	94.0	94.0	94.0	0.0	PASS
				114.0	113.9	113.9	113.9	113.9			
72	ACO	6236	222040	94.0	93.8	93.8	93.8	93.8	94.0	0.2	PASS
				114.0	113.8	113.8	113.8	113.8			

Calibration By : 

Approve by : 




Thai Environmental Technic Limited
บริษัท เทคโนโลยีสิ่งแวดล้อมไทย จำกัด

Sound Level Meter Calibration Report

Equipment Type : Sound Level Meter
Calibrator : TENMARS Sound Calibrator TM-100
Standard : IEC 60942
Accuracy : 94.0 ±0.3 dB and 114.0±0.5 dB
Frequency : at 1,000 Hz ±1%
Calibrator Serial NO. : 181203570
Calibration Date : 24-Feb-2023
Barometric pressure (mmHg) : 759.0 mmHg
Temperature (23±3)°C : 25 °C
Relative Humidity(50±15 %) : 50.0 % RH
Dued Date of Calibrate : 31-Mar-2023

Item	Instrument Calibrated			Reference Acoustic dB	Before Adjust				After Adjust ± dB	Deviation ± dB	Result Calibrate
	Brand	Model	Serial NO.		ครั้งที่ 1	ครั้งที่ 2	ครั้งที่ 3	เฉลี่ย			
73	ACO	6236	222244	94.0	94.1	94.1	94.1	94.1	94.0	0.1	PASS
				114.0	114.0	114.0	114.0	114.0			
74	ACO	6236	222245	94.0	93.9	93.9	93.9	93.9	94.0	0.1	PASS
				114.0	113.8	113.8	113.8	113.8			
75	ACO	6236	222246	94.0	94.0	94.0	94.0	94.0	94.0	0.0	PASS
				114.0	113.9	113.9	113.9	113.9			
76	ACO	6236	222247	94.0	94.0	94.0	94.0	94.0	94.0	0.0	PASS
				114.0	114.1	114.1	114.1	114.1			
77	ACO	6236	222248	94.0	94.0	94.0	94.0	94.0	94.0	0.0	PASS
				114.0	114.0	114.0	114.0	114.0			

Calibration By : 

Approve by : 



Certificate of Calibration

Certificate Number : SPR23020460-7

Page : 1 of 3

Customer : Thai Environmental Technic Limited.

1/6 Soi Ramkhamhaeng 145, Khwaeng Saphan Sung, Khet Saphan
Sung, Bangkok 10240, Thailand.

Equipment Name : Noise Dose Meter

Manufacturer : SOUNDTEK

Model : ST-130

Serial Number : 220100050

ID. Number : No.30

Environmental Conditions

Ambient Temperature : $23^{\circ}\text{C} \pm 3^{\circ}\text{C}$

Received Date : 24 Feb 2023

Relative Humidity : $50\% \pm 15\%$

Calibration Date : 25 Feb 2023

Location of Calibration : In-Lab

Recommend Due Date : 25 Feb 2024

Calibration Procedure : SP-CPE-04-01

Date of Issue : 26 Feb 2023

Method of Calibration

This certifies that the above instrument was calibrated in compliance with the calibration system requirement of ISO/IEC 17025:2017 in accordance with reference procedure. Standards used to perform this calibration are certified by to NIST or equivalent, National metrology institute, Natural physical constants, consensus standards. The result reported herein apply only to the calibration of the item described above as received. Our decision rule is to contact the customer if the item pass and fail calibration when the results include the uncertainties and the customer must determine if the results meets their needs.

All calibrations are performed within manufacture's specifications. The calibration certificate shall not be reproduced except in full, without written approval of SP Metrology System (Thailand).

Calibrated by : Mr.Karoon Pengsalung

Approved by :

Calibration Officer

(Mr.Nirut Loha)

Authorized Signatory



Calibration Report

Certificate Number : SPR23020460-7

Page : 2 of 3

Reference Standards

Equipment Name	Model	Serial No.	Certificate No.	Due. Date
Sound Level Calibrator	ST-120	211203773	EEL.BP. 114/0166	17 Jan 2024

Traceability

This certification is traceable to the International System of Unit maintained at :

TISTR - Thailand Institute of Scientific and Technological Research



Result of Calibration

Certificate No. : SPR23020460-7

Page : 3 of 3

Range : 94 to 114 dB

Function : @1kHz

Select A

Unit : dB

Standard Setting	UUC Reading		Error		Uncertainty (±)
	Fast	Slow	Fast	Slow	
94	94.0	94.0	0.0	0.0	0.15
114	114.1	114.1	0.1	0.1	0.15

Select C

Unit : dB

Standard Setting	UUC Reading		Error		Uncertainty (±)
	Fast	Slow	Fast	Slow	
94	94.0	94.0	0.0	0.0	0.15
114	113.9	113.9	-0.1	-0.1	0.15

Select Z

Unit : dB

Standard Setting	UUC Reading		Error		Uncertainty (±)
	Fast	Slow	Fast	Slow	
94	94.0	94.0	0.0	0.0	0.15
114	113.9	113.9	-0.1	-0.1	0.15

Note:

The result of calibration was found accurate as show on date and place of calibration only.
This Certificate is not certified for any commercial transaction.

Measurement Uncertainty

The reported uncertainty of measurement is the expanded uncertainty obtained by multiplying the standard uncertainty with the coverage factor $k = 2.00$, providing a level of confidence approximately 95%.

- End of Certificate -